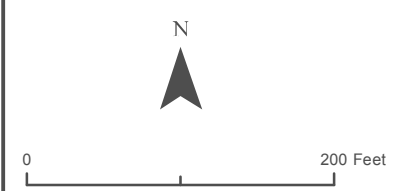


	Basketball Court
	Dump Station
	Parking
	Playground
	Shower House
	Trailhead
	Trail
	Full Hookup
	Electric Site
	Other Site



## Tappan Lake Park Camp Area 1















Source: MWCD. Map is for illustrative purposes only. Campsite locations & dimensions are not to scale. Actual site dimensions can vary.

# TAPPAN LAKE

Beall Farm wetlands and trails

See reverse side for detailed map

## Tappan Lake Park

- |   |                      |   |                |
|---|----------------------|---|----------------|
|    | Road                 |    | Dock           |
|   | Trail                |   | Dump Station   |
|  | Buckeye Trail        |  | Gatehouse      |
|  | Accessible Pier      |  | Nature Center  |
|  | Activity Center      |  | Park Entrance  |
|  | Amphitheatre         |  | Park Office    |
|  | Beach                |  | Picnic Area    |
|  | Boat Ramp            |  | Picnic Shelter |
|  | Boat Rental          |  | Playground     |
|  | Boater Swimming Area |  | Restroom       |
|  | Camper Cabin         |  | Shower House   |
|  | Camping              |  | Trailhead      |
|  | Concessions          |  | Vacation Cabin |

